

MEDICAL VACUUM PLANT - BRITISH STANDARD




DESCRIPTION

Precision UK's CPX Vacuum Plant is manufactured under BS EN 13485 Medical Devices: Quality Management Systems. It provides a centralised source of vacuum, available in simplex to multi-pump configurations dependant on individual requirement, to include complete package plant or modular format.

Specific Benefits Include:

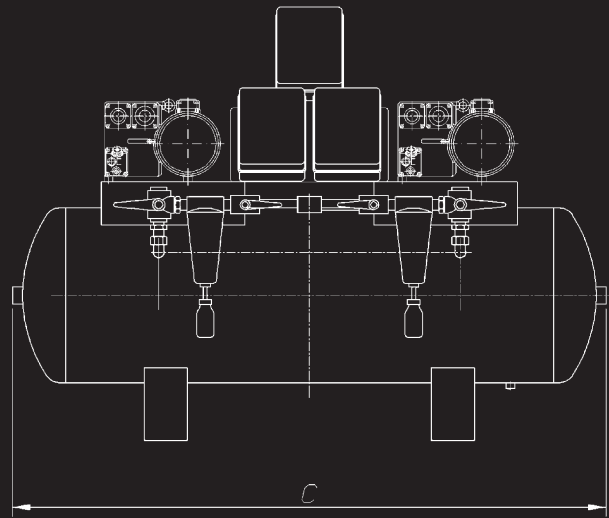
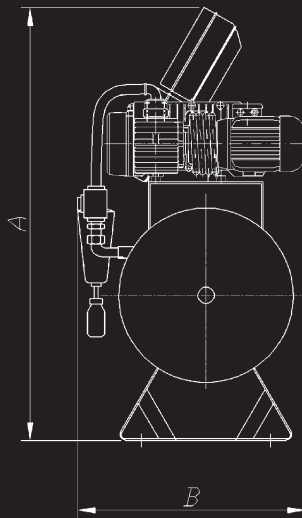
- Fully complies to HTM 02-01, C11, BS EN 7396
- CPX® branded solid British design
- Control and highly visible indication panel
- All interconnecting pipework is included
- Outlet pipework for connecting to the pipeline
- Anti-vibration mounts on all pumps
- Isolator to each pump unit as standard
- Alarm and BMS outputs for remote status indication
- Digital display available on request
- All settings are factory set and verified with certificates of inspection
- Each plant has a full warranty of 12 months from its commission date



MEDICAL VACUUM PLANT - BRITISH STANDARD



PACKAGE PLANT



Packaged Duplex Vac Plant

Product code	Plant size	Dim A	Dim B	Dim C	Vessels	kW	Start type	Start (A)	Run (A)	Fuse (A)	Noise	Weight
MV-110-D	110 l/min	1250 mm	700 mm	1500 mm	1 x 110 l	2 x 0.37	D.O.L.	8.4	1.4	4	60 dB(A)	160 kg
MV-180-D	180 l/min	1250 mm	750 mm	1900 mm	1 x 180 l	2 x 0.75	D.O.L.	11.16	1.86	6	62 dB(A)	225 kg
MV-240-D	240 l/min	1425 mm	850 mm	1800 mm	1 x 240 l	2 x 1.1	D.O.L.	13.2	2.2	6	64 dB(A)	260 kg
MV-425-D	425 l/min	1600 mm	950 mm	1725 mm	1 x 425 l	2 x 1.5	D.O.L.	20.4	3.4	6	65 dB(A)	390 kg
MV-675-D	675 l/min	1700 mm	1050 mm	1650 mm	1 x 675 l	2 x 2.2	D.O.L.	33	5.5	10	67 dB(A)	475 kg
MV-1050-D	1050 l/min	2500 mm	1150 mm	1725 mm	1 x 1050 l	2 x 4.0	D.O.L.	57.6	9.6	20	70 dB(A)	720 kg
MV-1350-D	1350 l/min	2350 mm	1250 mm	1800 mm	1 x 1350 l	2 x 4.0	D.O.L.	57.6	9.6	20	72 dB(A)	820 kg

VACUUM PUMP MODULE

The vacuum pump module comprises of the specified number of vacuum pumps and associated control panels. Each vacuum pump unit is chosen for its reliability and economical operation.

The vacuum pumps are oil lubricated, rotary sliding vane, air cooled, air end directly driven by a 400v, 3ph, 50Hz TEFC electric motor.

Options include alternative plant formats designed to suit customer requirements. Acoustic canopies are available to further reduce noise emissions.

PRESSURE VESSEL

These are either horizontal or vertical mounted dependant upon the plant format required and are constructed to BS5169 or EN286. The vessel comprises of a pressure gauge, and manual drain. Inspection holes are provided to enable full internal inspection.

The vessel is protected by one coat of self-etching primer and two coats of blue non-cell gloss finish.

DUPLEX BACTERIAL FILTER MODULE

These are either housed upon the horizontal vessel when manufactured as a package format or as a separate sub-assembly when manufactured in a module format.

Bacterial filters are supplied with manual valves to isolate the filter during maintenance and still maintain the supply. Each filter has a replaceable filter element, differential pressure gauge and drain trap. The element has a pressure drop of 35mbar when clean and 100mbar when dirty.

PLANT CONTROL SYSTEM COMPRISES

Vacuum Pump Starter Panels

Each vacuum pump is supplied with its own starter panel which incorporates contactors, overloads, ammeter and a digital hour run meter.

The unit indicates:- Mains Power On, Control Circuit Failed (Plant Fault), Overload Tripped (Plant Fault), Failure to Respond (Plant Fault)

The panel also provides BMS contacts for a compressor running signal.

Plant Control Panel

The plant control panel controls the operation of the whole system and ensures that it matches demand with compressor selection. It ensures that each pump is run equal to maximise compressor life.

The panel incorporates a central control, which can operate up to four pumps; a pressure transducer controls the cut in and cut out settings of the compressors.

The unit displays:- Mains Supply On, Pump Called For, Pump Operating, Pressure (digital display), Plant Service.

The panel incorporates the plant to alarm interface which displays and provides volt free contacts to a centralised alarm system as well as

BMS contacts the following:- Plant Fault, Plant Emergency, Reserve Cylinder Low, Pressure Fault.

Specialist Options

The Precision CPX Vacuum plant provides a centralised source of vacuum available in simplex to multi-pump configurations dependant on individual requirement, to include complete package plant or modular format.

MEDICAL VACUUM PLANT - BRITISH STANDARD



DESCRIPTION

Precision UK's CPX Vacuum Plant is manufactured under BS EN 13485 Medical Devices: Quality Management Systems. It provides a centralised source of vacuum, available in simplex to multi-pump configurations dependant on individual requirement, to include complete package plant or modular format.

Specific Benefits Include:

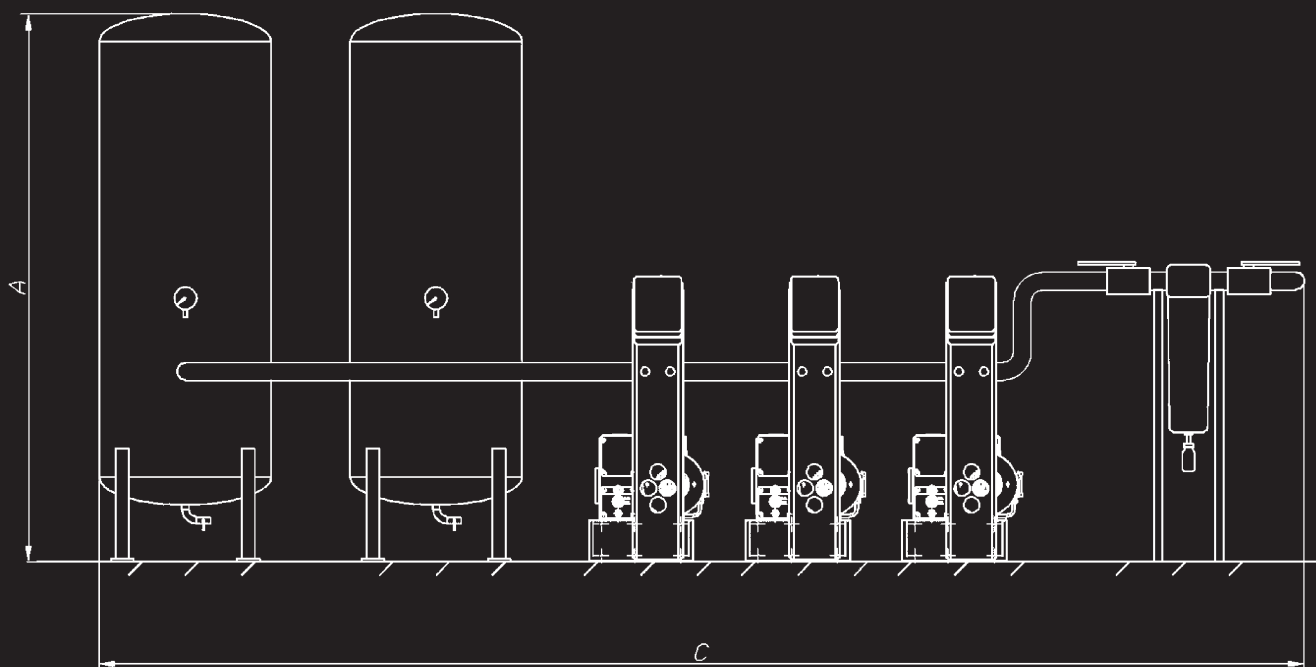
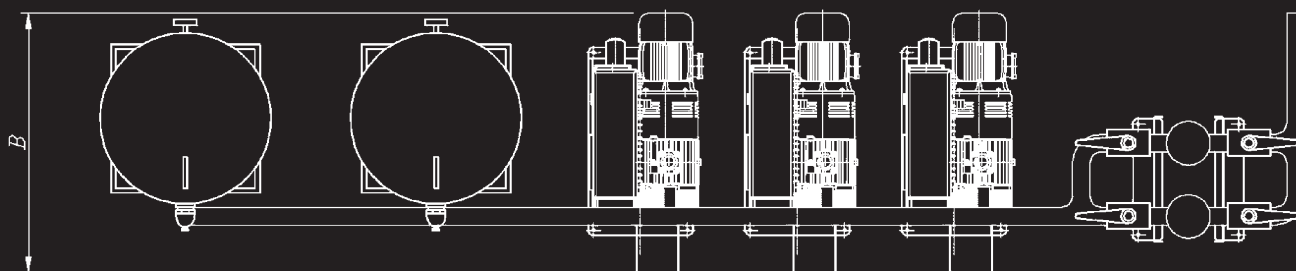
- Fully complies to HTM 02-01, C11, BS EN 7396
- CPX® branded solid British design
- Control and highly visible indication panel
- All interconnecting pipework is included
- Outlet pipework for connecting to the pipeline
- Anti-vibration mounts on all pumps
- Isolator to each pump unit as standard
- Alarm and BMS outputs for remote status indication
- Digital display available on request
- All settings are factory set and verified with certificates of inspection
- Each plant has a full warranty of 12 months from its commission date



MEDICAL VACUUM PLANT - BRITISH STANDARD



MODULAR PLANT



Modular Plant												
Product Code	Plant size	Dim A	Dim B	Dim C	Vessels	kW	Start type	Start (A)	Run (A)	Fuse (A)	Noise	Weight
MV-850-T	850 l/min	2350 mm	950 mm	2750 mm	1 x 850 l	3 x 1.5	D.O.L.	23.8	3.4	6	65 dB(A)	570 kg
MV-1350-T	1350 l/min	2550 mm	950 mm	2750 mm	1 x 1350 l	3 x 2.2	D.O.L.	38.5	5.5	10	67 dB(A)	760 kg
MV-2000-T	2000 l/min	2750 mm	1250 mm	5200 mm	2 x 1000 l	3 x 4.0	D.O.L.	67.2	9.6	20	70 dB(A)	1450 kg
MV-2700-T	2700 l/min	2550 mm	1250 mm	5500 mm	2 x 1350 l	3 x 4.0	D.O.L.	67.2	9.6	20	72 dB(A)	1600 kg
MV-3400-T	3400 l/min	3050 mm	1250 mm	5500 mm	2 x 1700 l	3 x 5.5	D.O.L.	91	13	25	74 dB(A)	2000 kg
MV-4000-T	4000 l/min	2550 mm	1250 mm	6700 mm	3 x 1350 l	3 x 5.5	D.O.L.	91	13	25	75 dB(A)	2300 kg
MV-5400-T	5400 l/min	3150 mm	1400 mm	7800 mm	3 x 1800 l	3 x 11	S.D.	84	24	25	77 dB(A)	3500 kg

Service and Maintenance

Throughout the UK and worldwide our approved team of service and maintenance engineers provide immediate technical support.



Unit 8, Newby Rd Ind Est., Stockport, Cheshire, UK, SK7 5DA

Tel: +44 (0) 161 487 2822 Fax: +44 (0) 161 487 2816

Email: info@precisionuk.co.uk

www.precisionuk.co.uk